

ATEN Control System

VK0200 12-button Control Pad (EU, 2 Gang)

The VK0200 is a fully-customizable 12-button control pad that integrates a controller with a keypad as an all-in-one solution. Aimed for small / medium meeting room or classroom control, the VK0200 offers a ready-to-use solution that easily connects the devices, configures via the intuitive VK6000 Configurator Software, and flexibly customizes keypad button functions and layout to fulfill most applications.

The ATEN Control System is an Ethernet-based management system that connects all the hardware devices found in a room for centralized control effortlessly. The VK0200 Control Pad not only plays the role as the main controller that connects the hardware devices, but also acts as a control interface with customizable buttons and layout. Created with flexibility in mind, the two-gang Control Pad can be laid out in 125 different combinations of 6 to 12 buttons that snap together as easy as Lego's. By connecting to the local network, users will find it's effortless using VK6000 software to configure the desired control of any connected device from the Control Pad. With the ready-to-go combo Control Pad, users have instant and smart control of the facilities from a Control Pad that can manage any device in the room.

White Front View



Black Front View



Rear View



Note: This model is also available in black color – Part number: VK02001, which is a built-to-order product. To place an order, please contact your regional ATEN representative.



Custom button placement on the Control Pad can be set in 125 different combinations of 6 to 12 buttons. The example above shows the 12 most commonly used.

VK0200TTK

VK0200TTK includes a VK0200 unit and an ergonomically designed keypad tabletop kit compatible with VK0200's black / white editions, further enhancing the ease-of-use. For more information, please contact your regional ATEN representative.



Ergonomically tilts VK0200 at an angle, reducing the force needed when pressing keys while delivering easy cable arrangement



Enables flexible installation for either placement on the table or mounting on the wall

Features

- Supports various interface connections:
 - 2 x RS-232 ports
 - 2 x Relay channels
 - 1 x Digital input channel
 - 1 x Ethernet port
- Designed to mount in 2-gang EU-type and MK-type junction boxes
- Fully customizable with 125 layout combinations of 6 to 12 buttons
- Available in black or white color
- Supports native KNX IP for building management systems
- TCP, UDP, Telnet, HTTP, HTTPS, WebSocket, ONVIF, and PJLink compliant
- Supports Modbus protocol – enables integration with Modbus devices, including TCP, RTU, and its checksum data
- Supports Telnet CLI (command-line interface) mode for third-party system integration
- Supports project file backup¹
- Web GUI for easy system configuration
- Supports SSH communication for data monitoring²
- LED indication of connection and hardware status
- Dual-color LEDs for clear indication in dark environments
- Dual power supplies – Power over Ethernet (PoE) and DC 5V (optional)
- Customized button engraving service
- Allows for remote control via mobile device³
- Flexible installation is made easier with the keypad tabletop kit (VK0200TTK), allowing for device mounting on the table or to the wall

Note:

1. Each ATEN Control Box is capable of backing up one project file.
2. The SSH protocol can be used for monitoring the receiving / transmission data of the Control Pad.
3. Mobile device control requires a license. Please refer to the Specifications or contact your local sales representative for more details about licenses.

Highlights

Intelligent Control	<p>The ATEN Control System makes the interactions between the hardware devices smarter. Pre-programmed actions and triggers can provide a fully automated series of advanced operations that allow the devices to respond to each other intelligently, making the whole solution run smarter and smoother.</p>
Optimized Performance	<p>The ATEN Control System has optimized the communication protocols that not only maintain a close-to-zero second response time but also feature data encryption for extra protection.</p>
Simplified Setup	<p>No matter how large the room or how complicated the hardware, the ATEN Control Pad can be deployed in 3 easy steps: connect the hardware, configure the system, and set the Control Pad layout. Through an intuitive GUI, the process for setting up the controls for every room is simple and customizable, via straightforward predefined commands and macros that do not require users to have complicated programming skills.</p>
Effortless Expandability	<p>With a range of expansion boxes available, the ATEN Control System installation can grow to accommodate additional Serial, Relay and IR devices. Furthermore, the ATEN Library has 10,000+ device drivers and grows as users add new devices to the existing database via the Database Generator, making it expandable and easily manageable, whatever the size or scope of the installation.</p>
Fully Customizable with Ease	<p>The VK0200's customizability allows system integrators to fulfill diverse applications with ease. The hardware supports 2 button sizes that can form 125 layout combinations of 6 to 12 buttons, while the VK6000 software provides versatile modes for each button: normal, toggle, press and release, and long press. Furthermore, the swappable buttons allow the keypad layout to be changed even when it's online and mounted to the wall. This superior flexibility facilitates system integrators who need to quickly answer to customer requirements and changes that are demanded.</p>
Single Cable Installation	<p>The VK0200's LAN port supports Power over Ethernet (PoE) that allows both data and electric power to be transmitted over one single Ethernet cable, eliminating the need of an extra power source and extra wiring. For applications that require power redundancy or direct electrical supply, the VK0200 can also be powered via a 5 VDC power adapter.</p>

Installation Setup

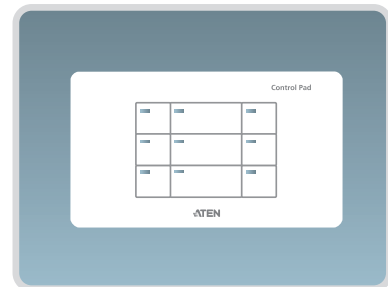
Connect hardware



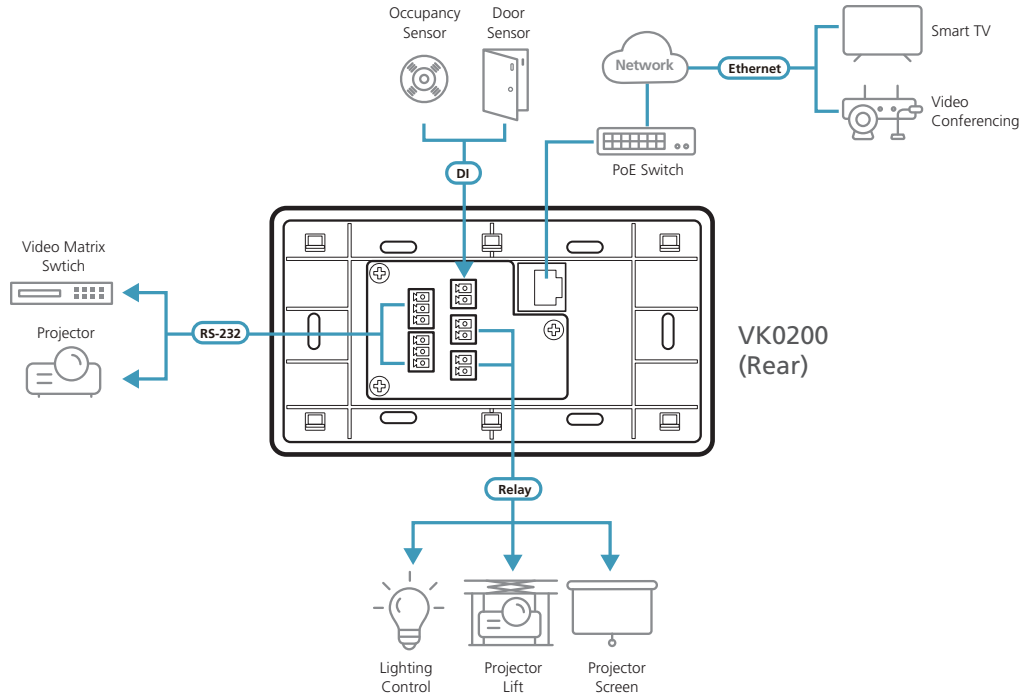
Configure settings



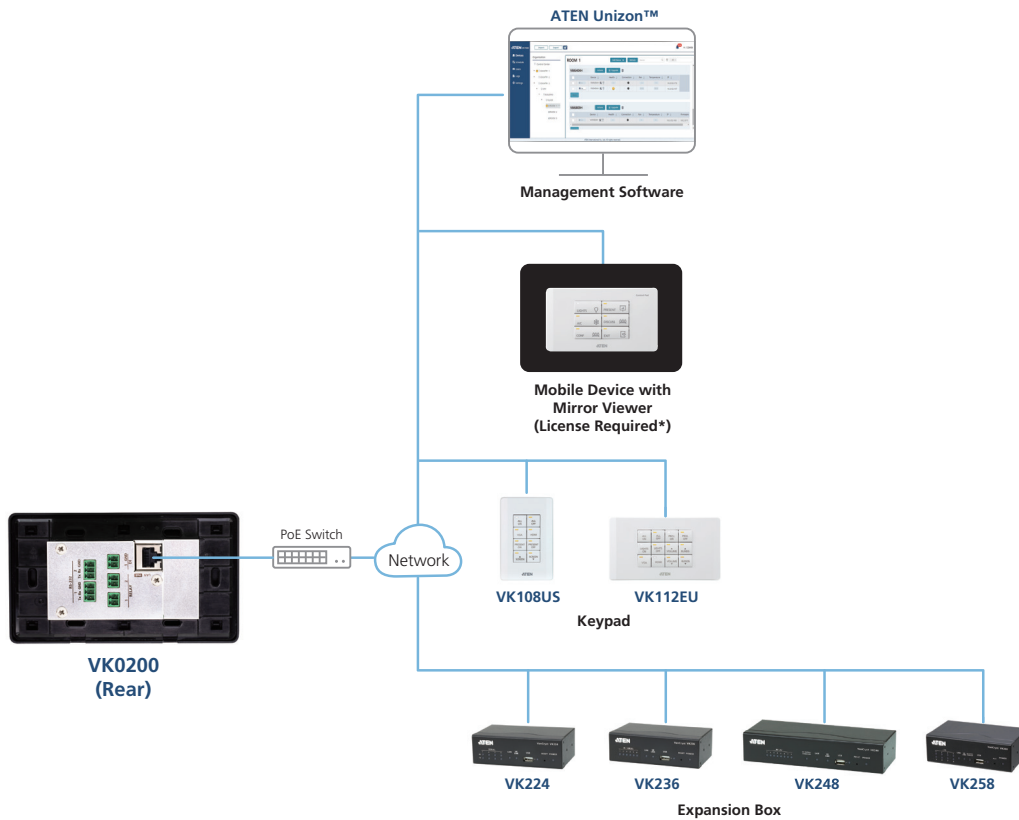
Set Control Pad layout



Simple Solution With VK0200 Control Pad



Scenario Diagram



Note: Please contact the local sales representative for more information on licenses.

● Network

Specifications

VK0200	
Interfaces	
Keypad Layout	6~12 buttons customizable in 125 keypad layouts
Serial	<ul style="list-style-type: none"> • 2 x Bi-directional RS-232 Port (2 x 3-Pole Terminal Block Connector); <ul style="list-style-type: none"> – Baud Rate: 300 to 115200 (default: 9600); – Data Bit: 8 (default) or 7; – Stop Bit: 1 (default) or 2; – Parity: None (default), even or odd
Relay	<ul style="list-style-type: none"> • 2 x Relay Channel (2 x 2-Pole Terminal Block Connector); • Normally open, isolated Relays; • Contact Rating: Max 24 VDC, 1A
I/O	<ul style="list-style-type: none"> • 1 x Digital Input Channel (1 x 2-Pole Terminal Block Connector); <ul style="list-style-type: none"> – VDC Mode Input Voltage Range: 0 to 5 VDC; Programmable Range: 1 to 5 VDC; – Dry Contact Mode Pull-up 2k ohms to + 5 VDC
Ethernet	<ul style="list-style-type: none"> • 1 x RJ-45 Female, 10 / 100 Base-T • Protocol Supported: ARP, ICMP, TCP / IP, DHCP, HTTPS, SSH • DHCP-enabled. The following default IP settings will be used if no IP is assigned within 30 seconds: <ul style="list-style-type: none"> IP: 192.168.0.60 Subnet Mask: 255.255.255.0
Switches	
Controller ID	1 x 16-segment Switch
Reset Button	1 x Semi-recessed Pushbutton
Power Consumption	DC5V:1.15W:5BTU; POE:1.44W:7BTU
Environmental	
Operating Temperature	0 – 50 °C
Storage Temperature	-20 – 60 °C
Humidity	0 – 80% RH, Non-Condensing
Physical Properties	
Housing	Plastic
Weight	0.19 kg
Dimensions (L x W x H)	8.32 x 14.76 x 4.80 cm
Faceplate Dimension (L x W x H)	8.62 x 15.12 x 0.92 cm

ATEN International Co., Ltd.

3F., No.125, Sec. 2, Datung Rd., Sijhih District., New Taipei City 221, Taiwan
 Phone: 886-2-8692-6789 Fax: 886-2-8692-6767
 www.aten.com E-mail: marketing@aten.com

Product information is subject to change without prior notice.

Released: 05/2023 V6.0

© Copyright 2023 ATEN® International Co. Ltd.
 ATEN and the ATEN logo are registered trademarks of ATEN International Co., Ltd.
 All rights reserved. All other trademarks are the property of their respective owners.

