

RESERVA-EDGE-10T-W

Features

Innovative industrial design

High performance Intel CPU

Secure NTB operating system based on Linux

Power over Ethernet (POE+)

Ergonomic 5° incline display

Red/amber/green LED status bar

Reserva Edge

Reserva Edge is a purpose built room sign providing the latest room booking functionality as well as unique digital signage capability. Built on ONELAN's NTB operating system, the Reserva Edge fully integrates with the ONELAN CMS for remote monitoring and management. Reserva Edge features also include:

- Interactive room sign functionality e.g. book, extend, shorten, end meetings. Faults with in room resources can also be reported.
- Utilise room sign for other communications e.g. internal/campus communications and advertising
- Open API allowing external systems to trigger the Reserva Edge room sign
- Create schedules for playback including screen on/off.

Specification

MEMORY

Processor Intel Atom

RAM 2 GB

Disc 16GB eMMC

MEDIA

Supported media formats Video, Image, HTML (web or local), Text (moving or static), RSS, date and clock formats

NETWORK

Ethernet 10/100 Base-T (RJ45)

Wireless 802.11 b, g, and n

PORTS

USB 1 x USB 2.0

Network RJ45, POE+ (802.3at)

Power 12V DC power

COMMUNICATIONS

ID Card scanner Integrated NFC ID card scanner (optional, licence required)
Supports: Mifare Ultralight, Mifare Classic, Mifare Plus, DESFire EV1, DESfire EV2, Ntag 213, M11RF08, Mifare Plus S2K

DISPLAY

Screen size 10.1"

Resolution 1280 x 800

Brightness 350 cd/m²

Contrast 800:1

Viewing angle 170°/170°

Screen features Capacitive touch screen with anti-fingerprint coating

PHYSICAL

Dimensions 164.6mm (W) x 285mm (H) x 37.5mm (D)

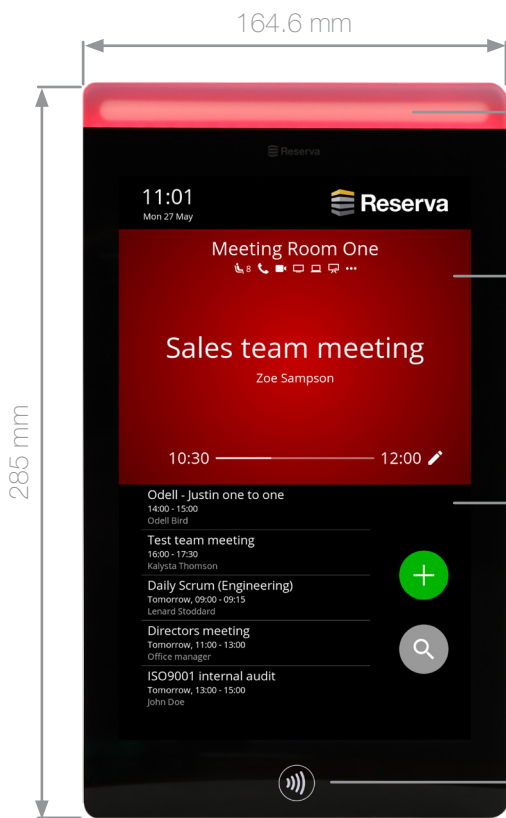
Weight 980g

Power Power over Ethernet 802.3at (minimum power budget 22W, 12V 2A mains adapter (optional))

Cooling Passive (Fanless)

Mounting Integrated portrait wall mount (suitable for drywall, brick, glass etc.)

FRONT VIEW




Large LED status bar
(red/amber/green)

10.1" capacitive
touchscreen

Edge-to-edge glass with
anti-fingerprint coating

Fully integrated ID card
scanner (optional)

SIDE VIEW



14 mm


Slim profile
design

Ergonomic 5
degree angle

Cable exit to
wall cavity

37.5 mm

BACK VIEW




Cable exit left or right

Large LED status bar (red/amber/green) visible from
behind glass partition wall

Fully integrated wall mount

Cable exit downwards

I/O PORT VIEW (wall mount removed)



USB

RJ45,
POE+

DC mains
power

Security
screw

Security
screw